

LG-CANStick2C_V4W-000**Industrial USB Stick WiFi CAN Logger****Key features**

- **Built-in Wi-Fi** module for wireless 2D WinIt communication and for RealDash interface
- Sticklogging features
 - Stores data directly on 512 GB USB 3.0 Stick with > 600 kByte/s
 - Supports USB Stick hot swap
 - Optional CAN-Streamlogging: Create measurements with "unlimited" number of OFFLINE CAN channels & Streamreplay (*OPT-008*)
- CAN-bus features
 - 2 CAN lines up to 2 Mbit/s each
 - 32 ONLINE CAN channels can be recorded and send to other CAN-devices with sampling rate up to 200 Hz each (online CAN-DB/DBC-file decoding)
 - Optional up to 128 ONLINE CAN channels (*OPT-001*)
 - Optional CAN channels sampling rate of up to 2000 Hz (*OPT-002 & OPT-003*)
 - Optional with CAN/CAN-FD: XCP/CCP option with "Listen only" Mode (*OPT-005*)
- 4 analog input channels – up to 1000 Hz sampling rate each
 - 1 Input can be switched to a Hybrid Input
 - Optional increased sampling rate of analog inputs (*OPT-010*)
- 1 frequency input channels (up to 50kHz)
- 24 Math (CALC) channels for online calculation
- GPS/GNSS data via CAN and Serial (RTK ready)
- Optional with built-in 6DoF-IMU (*OPT-009*)



Available options (all options can be combined freely!)

OPT-000	Serial GPS/GNSS mouse connectivity
OPT-001	Additional 32 ONLINE CAN channels (max. total 128 CAN channel)
OPT-002	Increased max. sampling rate of 1000 Hz (for all channels)
OPT-003	Increased max. sampling rate of 2000 Hz (for all channels)
OPT-004	Full ONLINE channel Routing/Interface
OPT-005	CAN - CCP/XCP Protocol (Online Decoding)
OPT-008	CAN-Streamlogging: Create measurements with "unlimited" number of OFFLINE CAN channels & Streamreplay
OPT-009-A	Integrated 6 DoF IMU with individual range selection for Acc ($\pm 2/4/8/16$ G) and Gyros ($\pm 250/500/1000/2000$ °/s)
OPT-009-B	Integrated 6 DoF IMU with individual range selection for Acc ($\pm 4/8/16/30$ G) and Gyros ($\pm 500/1000/2000/4000$ °/s)
OPT-010	Increased sampling rate of analog channels to 16000 Hz each
OPT-012	Waterproof USB Stick incl. Connectors/connector cables

Technical specifications

CAN characteristics		Mechanical characteristics	
ONLINE CAN channels	32 (up to 128)	Housing Material	Aluminum
CAN Lines	2	Dimensions	mm 70 x 50 x 15
CAN powered	yes	Weight (cable included)	g 115
Baud rate	kBd 125 / 250 / 500 / 1000 / 2000	CAN 1 Interface	Binder 712 5PF
Sampling rate CAN channels	Hz up to 200	CAN 2 Interface	Binder 712 5PM
optional	Hz up to 1000	Cable USB Stick	USB Type A, socket
Storage characteristics		Length	mm 200
USB	supports 2.0/3.0	Analog/Frequency Input	Binder 712, 8PF
Max USB Stick size	GB 512	Serial GPS Input	Binder 712, 4PF
format	xFAT32	Electrical characteristics	
Max block size	GB 2	Supply voltage	V 6 to 18
Analog input channels		Current consumption @12V	mA 120
Single ended inputs	4	Operation mode status indicator	
Analog Input Filter (6dB)	Hz 4400	LED green/red blinking	
Resolution	bit 16	Environmental data	
Input voltage range	V 0 to 5	Protection class	IP67
Internal sampling rate analog channels	Hz 32000	Ambient operating range	°C -20 to +75
recording rate analog inputs	Hz up to 16000	Humidity	% 5 to 95
Frequency input channels		Vibration resistance	
max. frequency at Freq 1	kHz <50	Shock	G 40
max. frequency Hybrid	kHz <4	During time period of	ms 10
3 Axis acceleration (optional)		Vibration tested at	G 12
Range switchable with 3 axes	G $\pm 2/\pm 4/\pm 8/\pm 16/\pm 30$	Measured with	Hz 1000
Error of linearity	FS <1 %	Ordering information	
Lowpass filter (programmable)	Hz 5 to 250	LG-CANStick2C_V4-000	
Sampling rate	Hz 1000		
3 Axis yaw-rate (optional)			
Sensitivity	°/s $\pm 250/\pm 500/\pm 1000/\pm 2000/\pm 4000$		
Error for linearity	FS <1%		
Lowpass filter (programmable)	Hz 5 to 250		
Sampling rate	Hz 1000		

The specifications on this document are subject to change at 2D decision. 2D assumes no responsibility for any claims or damages arising out of the use of this document, or from the use of modules based on this document, including but not limited to claims or damages based on infringement of patents, copyrights or other intellectual property rights.



USB Stick Compatibility

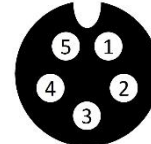
Proper functioning of the logger is only guaranteed with USB Sticks sold by 2D!

Connector layout

Connector type

CAN 1, Binder 712, 5PF

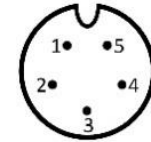
Pin	Name	Description
1	CAN 1 H	CAN 1 high
2	CAN 1 L	CAN 1 low
3	GND	Ground
4	n.c.	Not connected
5	Vext	Power (6 to 18V)



front view

CAN 2, Binder 712, 5PM

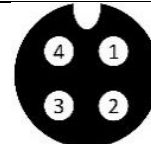
Pin	Name	Description
1	CAN 2 H	CAN 2 high
2	CAN 2 L	CAN 2 low
3	GND	Ground
4	KL15	KL15/switched power
5	Vext	Power (6 to 18V)



front view

GPS, Binder 712, 4PF

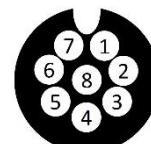
Pin	Name	Description
1	TxD	Transmit Data
2	RxD	Receive Data
3	GND	Ground
4	VCC	GPS Power Supply +5V



front view

Analog / Frequency input, Binder 712, 8PF

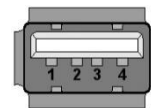
Pin	Name	Description
1	VCC	+5V Sensor supply
2	GND	Ground
3	FREQ1	Frequency input 1
4	+12V	+12V Sensor supply
5	AIN1	Analog input 1
6	AIN2	Analog input 2
7	AIN3	Analog input 3 / Hybrid Input
8	AIN4	Analog input 4



front view

USB, Type A, socket

Pin	Name	Description	Color
1	VCC	USB Power supply +5V	red
2	Data -	Data line -	white
3	Data +	Data line +	green
4	GND	Ground	black



front view



Connector and cable length can be modified on customer request!